














Mag Plants PAT.P



MagPlants is really innovative artificial plants,
ever better quality and functionality.



 <p>[Name of product] MagPlants Epipremnum aureum lime [Model number] DCMP-001 [Size] About Φ30cmxH16cm [Quantity per carton] 12pieces</p>	 <p>[Name of product] MagPlants Monstera adansonii [Model number] DCMP-002 [Size] About Φ30cmxH16cm [Quantity per carton] 12pieces</p>	 <p>[Name of product] MagPlants Hedera helix green [Model number] DCMP-003 [Size] About Φ35cmxH16cm [Quantity per carton] 12pieces</p>
 <p>[Name of product] MagPlants Hedera helix yellow [Model number] DCMP-004 [Size] About Φ35cmxH16cm [Quantity per carton] 12pieces</p>	 <p>[Name of product] MagPlants Begonia rex [Model number] DCMP-005 [Size] About Φ35cmxH16cm [Quantity per carton] 12pieces</p>	 <p>[Name of product] MagPlants Alocasia amazonica [Model number] DCMP-006 [Size] About Φ35cmxH30cm [Quantity per carton] 12pieces</p>
 <p>[Name of product] MagPlants Fatsia japonica [Model number] DCMP-007 [Size] About Φ40cmxH30cm [Quantity per carton] 12pieces</p>	 <p>[Name of product] MagPlants Anthurium andraeanum white [Model number] DCMP-008 [Size] About Φ35cmxH33cm [Quantity per carton] 12pieces</p>	 <p>[Name of product] MagPlants Anthurium andraeanum red [Model number] DCMP-009 [Size] About Φ35cmxH33cm [Quantity per carton] 12pieces</p>
 <p>[Name of product] MagPlants Calathea insignis [Model number] DCMP-010 [Size] About Φ45cmxH35cm [Quantity per carton] 12pieces</p>	 <p>[Name of product] MagPlants Pachira macrocarpa [Model number] DCMP-011 [Size] About Φ45cmxH30cm [Quantity per carton] 12pieces</p>	 <p>[Name of product] MagPlants Dryopteris cycadina [Model number] DCMP-012 [Size] About Φ50cmxH30cm [Quantity per carton] 12pieces</p>
 <p>[Name of product] MagPlants Schefflera arboricola [Model number] DCMP-013 [Size] About Φ35cmxH20cm [Quantity per carton] 12pieces</p>	 <p>[Name of product] MagPlants Ficus altissima [Model number] DCMP-014 [Size] About Φ40cmxH35cm [Quantity per carton] 12pieces</p>	 <p>[Name of product] MagPlants Philodendron selloum [Model number] DCMP-015 [Size] About Φ45cmxH30cm [Quantity per carton] 12pieces</p>

Operating suggestions

- * These products have strong magnets, and required a thorough understanding of about that.
- * Keep a electronic devices away from MagPlants . Strong magnets have a risk of malfunction.
- * Keep a person with pacemaker away from MagPlants. It might affect pacemakers used by people with heart problems.
- * Don't set up MagPlants if electrical wiring installed / run around construction area.
- * The actual products may differ in color slightly from the pictures shown.
- * Specifications or materials are subject to change without notice.

Base (Basic materials) **A**ccent (Decorative accents)

Mag Plants PAT.P

Designed with consider the impact of environment.

What is MagPlants ?

MagPlants is the artificial plants designed for the purpose of wall decoration.

MagPlants is really innovative fake foliage, ever better quality and functionality.

With a strong magnet ,MagPlants opened an infinite of possibilities for us to decorate walls.

When we plant “Real Plants” for indoor green, they are heavily involved in water and sunlight.

But MagPlants is made of plastic. You can mount everywhere and anywhere.

Yes, regardless of location.



Feature of MagPlants

MagPlants is an artificial foliage which have strong magnet, and it's the first in the industry.

Look just like the real thing. You can arrange the shape of this, detachable and very easy to set up.

- * Realistic product for wall directing.
- * Easy to moment with this imitation plants.
- * Maintenance-free! You don't have to worry about water and sunlight.
- * Come off easily, so you can change planting design anytime.
- * Ideal materials for short-term use, too.(e.g.events or exhibitions)

☐ Real ☐ Wire in it ☐ Strong Magnet



Look just like the real thing.



You can arrange the shape freely.



Innovated neodymium strong magnet.

How to mounting MagPlants

It's really easy to mount this MagPlants. All you have to do is to stick a 1mm-thick steel plate up on the wall.

With using prepared / arranged MagPlants, you can create decorative space.



1.Before construction



2.Mount a steel plate with screws and double-stick tape.



3.As-fitted drawing for mounting a steel plate.



4.Set MagPlants that arranged the shape of it preliminarily.




5.Set up the base artificial plants.



6.Add other MagPlants to be used as a decorative accent.

Working drawing of MagPlants

Case #1
Example of MagPlants (Base artificial plants)



- Installation area 2m²
Figure (Quantity of materials used in construction) 50 pieces
- Item description
 - Epipremnum aureum lime 23pieces
 - Monstera adansonii 14pieces
 - Hedera helix green 5pieces
 - Hedera helix yellow 8pieces

Case #2
Example of MagPlants (Added decorative accents)



- Installation area 2m²
Figure (Quantity of materials used in construction) 60 pieces
- Item description
 - Epipremnum aureum lime 23pieces
 - Monstera adansonii 14pieces
 - Hedera helix green 5pieces
 - Hedera helix yellow 8pieces
 - Alocasia amazonica 5pieces
 - Fatsia japonica 5pieces